


This article was downloaded by: [HEAL-Link Consortium]

On: 24 November 2009

Access details: Access Details: [subscription number 772810551]

Publisher Taylor & Francis

Informa Ltd Registered in England and Wales Registered Number: 1072954 Registered office: Mortimer House, 37-41 Mortimer Street, London W1T 3JH, UK



Physics and Chemistry of Liquids

Publication details, including instructions for authors and subscription information:

<http://www.informaworld.com/smpp/title~content=t713646857>

An investigation on ion association and ion solvation of potassium acetate in alcohol solutions

Nikos G. Tsierkezos ^a; Ioanna E. Molinou ^b

^a Institute of Organic Chemistry and Biochemistry, Academy of Sciences of the Czech Republic, Prague, Czech Republic ^b Physical Chemistry Laboratory, Department of Chemistry, University of Athens, Athens, Greece

To cite this Article Tsierkezos, Nikos G. and Molinou, Ioanna E. 'An investigation on ion association and ion solvation of potassium acetate in alcohol solutions', *Physics and Chemistry of Liquids*, 47: 5, 505 – 514

To link to this Article: DOI: 10.1080/00319100802307672

URL: <http://dx.doi.org/10.1080/00319100802307672>

PLEASE SCROLL DOWN FOR ARTICLE

Full terms and conditions of use: <http://www.informaworld.com/terms-and-conditions-of-access.pdf>

This article may be used for research, teaching and private study purposes. Any substantial or systematic reproduction, re-distribution, re-selling, loan or sub-licensing, systematic supply or distribution in any form to anyone is expressly forbidden.

The publisher does not give any warranty express or implied or make any representation that the contents will be complete or accurate or up to date. The accuracy of any instructions, formulae and drug doses should be independently verified with primary sources. The publisher shall not be liable for any loss, actions, claims, proceedings, demand or costs or damages whatsoever or howsoever caused arising directly or indirectly in connection with or arising out of the use of this material.

An investigation on ion association and ion solvation of potassium acetate in alcohol solutions

Nikos G. Tsierkezos^{a*} and Ioanna E. Molinou^b

^a*Institute of Organic Chemistry and Biochemistry, Academy of Sciences of the Czech Republic, Prague, Czech Republic;* ^b*Physical Chemistry Laboratory, Department of Chemistry, University of Athens, Athens, Greece*

(Received 8 November 2007; final version received 27 June 2008)

The molar conductivities (Λ) of potassium acetate in methanol (MeOH), ethanol (EtOH), 1-propanol (PrOH), 2-propanol (isoPrOH), 2-methyl-1-propanol (MPrOH), 1-butanol (BuOH), 1-pentanol (PeOH), and benzyl alcohol (BeOH) were measured at 293.15 K. The concentration dependence of Λ was analysed by means of the Lee–Wheaton conductivity equation in the form proposed by Pethybridge and Taba. From the analysis of the experimental Λ values, the limiting molar conductivities (Λ_0) and the association equilibrium constants (κ_α) were determined. The centre-to-centre distance (a) of the formed ion pairs were assumed to be equal to the Bjerrum's distance of closest approach. Furthermore, the ultrasonic velocities (u) and the densities (ρ) were measured in order to determine the limiting partial molar volume (V_ϕ^0) and the limiting apparent isentropic compressibility ($k_{S\phi}^0$). The results provide information regarding the association and solvation of the ions of the investigated electrolyte.

Keywords: alcohol; apparent isentropic compressibility; apparent molar volume; association constant; Lee–Wheaton model; molar conductivity; potassium acetate

1. Introduction

As pointed out in previous studies [1,2], molar conductivities, apparent molar volumes and apparent isentropic compressibilities give valuable information regarding the behaviour of the electrolytes in different solvent media. These techniques were proven to be sensitive to the ion solvation as well as the ion association. In the past, much research has been carried out in extensive investigations on the effect of the structure of the solvent medium and the nature of the ions on the ion association [3–5]. The concept of ion association is widely used in solution chemistry. As is well known, there are two different mechanisms of ion association in electrolytes. The first, proposed by Bjerrum [6], is electrostatic ion association, in which the association process is due to strong Coulomb interactions. According to Bjerrum, when the distance between two oppositely charged ions is smaller than a critical value (which called the distance of closest approach), the ions can be considered as paired. The distance of closest approach depends on the charge of the ions as well as on the relative permittivity of the solvent medium. The distance of closest

*Corresponding author. Email: nikos.tsierkezos@gmx.de

approach is larger and consequently the extent of ion association is greater for multiply charged electrolytes dissolved in solvents of fairly low dielectric constant. It has been proven that aqueous solutions of 2:2 electrolytes are electro-statically equivalent to solutions of 1:1 electrolytes in a solvent medium of low dielectric constant [7,8]. The second mechanism of ion association is the chemical association in which a real chemical bond between the ions is formed. This is the case of weak acids in water as well as the formation of complex ions [9]. Alcohols are strongly self-associated in the pure state through hydrogen bonding to form short-lived aggregates [10]. The alcohol complexes represent an important class of hydrogen-bonded solvents, for which the degree of association is very sensitive to the influence of temperature and the presence of electrolytes [11,12]. However, the association between alcohol molecules cannot be compared with the high degree of association which occurs in liquid water. The hydroxyl group of alcohol participates in two hydrogen bonds, acting as a proton donor and at the same time as a proton acceptor. Consequently, in alcohols one observes the presence of cyclic and open dimers in methanol [13] and the coexistence of open dimers and monomers in higher alcohols [14,15]. The last observation can be attributed to the unfavourable steric effect of the alkyl group on the hydrogen bonding [16]. Although less structured than water and with lower solvation ability [17], alcohols have drawn much attention as a solvent medium for electrochemical studies [18–22]. It has been reported that in alcoholic solutions of electrolytes, the ion association is more pronounced compared with corresponding aqueous solutions. Potassium acetate is a particularly useful material in the manufacture of penicillin. This material can be used as a drug to prevent or to treat a potassium deficiency. Conductivity measurements of potassium acetate in dimethyl sulfoxide have been recently reported by Barthel *et al.* [23]. The lack of electrochemical and ultrasonic data on potassium acetate in alcohols caused us to investigate this system. The present work reports the limiting molar conductivities (Λ_0), the association equilibrium constants (K_A), the limiting apparent molar volumes (V_ϕ^0), and the limiting apparent isentropic compressibilities ($k_{S\phi}^0$) of potassium acetate in methanol (MeOH), ethanol (EtOH), 1-propanol (PrOH), 2-propanol (isoPrOH), 2-methyl-1-propanol (MPrOH), 1-butanol (BuOH), 1-pentanol (PeOH) and benzyl alcohol (BeOH) at the temperature of 293.15 K.

2. Experimental section

2.1. Materials

Methanol (Merck, 99.8%), ethanol (J.T.Baker, 99.9%), 1-propanol (Lab-Scan, 99.5%), 2-propanol (Merck, 99.7%), 2-methyl-1-propanol (Merck, 99.0%), 1-butanol (Merck, 99.5%), 1-pentanol (Fluka, 99.0%) and benzyl alcohol (Fluka, 99.0%) were stored over 4 Å molecular sieves and used without further purification. The specific conductivities of the solvents were found to be sufficiently small ($0.10 \mu\text{s cm}^{-1}$). The purity of the solvents was assessed by comparing the experimental values of density (ρ), viscosity (η), and speed of sound (u) with the available literature values at 293.15 K [24–33] (Table 1). The agreement between the experimental and the literature ρ , η , u values was found to be satisfactory. The relative permittivities (ϵ) of the alcohols were all taken from the literature [24]. Anhydrous potassium acetate (Fluka, 99.5%) and potassium chloride (Merck, 99.8%), needed for calibration, were dried before their use at 383.15 K for 24 h.

Table 1. Densities (ρ), viscosities (η), speeds of sound (u) and relative permittivities (ϵ) of methanol (MeOH), ethanol (EtOH), 1-propanol (PrOH), 2-propanol (isoPrOH), 2-methyl-1-propanol (MPrOH), 1-butanol (BuOH), 1-pentanol (PeOH) and benzyl alcohol (BeOH) at 293.15 K.

Solvent	ρ (g cm ⁻³)		η (mPa s)		u (m s ⁻¹)		ϵ^a
	Exp.	Lit.	Exp.	Lit.	Exp.	Lit.	
MeOH	0.79135	0.7912 ^b 0.7912 ^c	0.587	0.597 ^a	1120	1119 ^c	33.66
EtOH	0.78950	0.7893 ^b 0.7893 ^c	1.204	1.200 ^a	1162	1160 ^c	25.00
PrOH	0.80362	0.8039 ^d 0.8034 ^c	2.222	2.256 ^a 2.144 ^d	1222	1223 ^c	20.81
isoPrOH	0.78509	0.7862 ^d 0.7849 ^c	2.458	2.301 ^d	1156	1156 ^c	18.95
MPrOH	0.80191	0.8017 ^e	4.118	4.02 ^e	1204	1209 ^f	18.47
BuOH	0.80985	0.80984 ^a 0.8095 ^c	2.995	2.948 ^a	1268	1257 ^c	17.80
PeOH	0.81466	0.81480 ^g 0.8142 ^c	4.030	3.700 ^h	1292	1292 ^c	14.27
BeOH	1.04574	1.0452 ⁱ	6.536	5.800 ^a 5.735 ⁱ	1543	1541 ^j	13.10

Notes: References ^a[24], ^b[25], ^c[26], ^d[27] (interpolated values), ^e[28], ^f[29] (interpolated values), ^g[30], ^h[31] (interpolated values), ⁱ[32] (interpolated values), and ^j[33].

2.2. Solutions

A stock solution of potassium acetate (~ 0.0100 mol L⁻¹) was prepared by mass (± 0.0001 g, Sartorius, AG 204) and the dilute solutions, in the concentration range from 0.0001 to 0.0015 mol L⁻¹, were obtained by diluting the stock solution. The conversion of molality to molarity was done using the density values. The molarities were obtained with an accuracy ± 0.0001 mol L⁻¹.

2.3. Apparatus and procedures

The density was measured with a digital precision densimeter (Anton Paar, model DMA 58, Austria) with a built-in solid-state thermostat and a capacity of *ca.* 5.0 cm³. The densimeter was calibrated with dry air and distilled water at 293.15 ± 0.01 K. The estimated uncertainty of the measured density was ± 0.00005 g cm⁻³.

The speed of sound was measured with an Anton Paar (model DSA 48, Austria) sound analyser. The sound analyser was calibrated with dry air and doubly distilled water at 293.15 ± 0.01 K. The uncertainty of the speed of sound was ± 1 m s⁻¹.

The kinematic viscosity was measured with a viscosity-measuring unit (Schott Geräte, model AVS 310, Germany) equipped with an Ubbelohde capillary viscometer. The viscometer was calibrated with doubly distilled water at 293.15 K. The uncertainty in the viscosity was $\pm 0.1\%$.

The conductance was measured with a digital bridge-type conductivity meter (Metrohm, model 712, Switzerland). A conductance cell (dipping type) with electrodes

of platinum black was used. The cell constant ($0.814 \pm 0.001 \text{ cm}^{-1}$) was determined by measuring aqueous solutions of potassium chloride in the concentration range $0.0010\text{--}0.1000 \text{ mol L}^{-1}$ at 293.15 K . The electrode was cleaned first with nitric acid solution, then with distilled water, and finally was dried with acetone. The cell was thermostatised at $293.15 \pm 0.01 \text{ K}$ using a water bath. All data were corrected with the specific conductivity of the solvent medium. The correction was made by subtracting the specific conductivity of the solvent medium from those of the salt solutions. The molar conductivities (Λ) were calculated from the experimental specific conductivities (k) and the concentrations (c) of the solutions using the equation: $\Lambda = 10^3 k c^{-1}$. The accuracy of the measured conductivity values was $\pm 0.3\%$.

3. Results and discussion

3.1. Limiting molar conductivity and association equilibrium constant

The experimental molar conductivities (Λ) were analysed by means of the Lee and Wheaton [34–36] conductivity equation in the form suggested by Pethybridge and Taba (Equations (1–5)) [37], which includes the mass action law for the ion association (Equation (6)) and the Debye–Hückel limiting law (Equation (7)):

$$\Lambda_{\text{Calc.}} = \gamma \Lambda_i, \quad (1)$$

$$\Lambda_i = \Lambda_0 [1 + C_1(\beta\kappa) + C_2(\beta\kappa)^2 + C_3(\beta\kappa)^3] - \partial\kappa/(1 + \kappa\alpha) \\ \times [1 + C_4(\beta\kappa) + C_5(\beta\kappa)^2 + \kappa\alpha/12], \quad (2)$$

$$\beta = \frac{|z|^2 e^2}{(\varepsilon_0 \varepsilon k_B T)}, \quad (3)$$

$$\kappa = \left(\frac{8\pi N_A e^2 |z|^2 \gamma c}{1000 \varepsilon_0 \varepsilon k_B T} \right)^{1/2}, \quad (4)$$

$$\partial = \frac{F\xi e|z|}{3\pi\eta}, \quad (5)$$

$$K_A = \frac{(1 - \gamma)}{\gamma^2 f_{\pm}^2 c}, \quad (6)$$

$$f_{\pm}^2 = \exp \left[\frac{-\beta\kappa}{(1 + \kappa\alpha)} \right], \quad (7)$$

where $C_1\text{--}C_5$ are functions of the product ($\kappa \cdot \alpha$), K_A the association equilibrium constant, γ the degree of dissociation, c the salt concentration, f_{\pm} the mean ion activity coefficient of the dissociated species, e the electronic charge, z_{\pm} the ion charge, ε_0 the permittivity of vacuum, ε the relative permittivity of the solvent medium, η the absolute viscosity of the solvent, F the Faraday constant, k_B the Boltzmann's constant, N_A the Avogadro's number, and T the absolute temperature; the symbol ξ is equal to $1/299.79$. The parameter a

represents the centre-to-centre distance between the ions in the ion pairs formed and in the present work, it was assumed to be equal with the Bjerrum's distance [38]:

$$a = \frac{z_+ z_- e^2}{8\pi\epsilon_0\epsilon k_B T}. \quad (8)$$

The derived values of limiting molar conductance Λ_o ($\pm 0.3\%$), association constant K_A ($\pm 5\%$) and Bjerrum's distance (a) for potassium acetate in MeOH, EtOH, PrOH, isoPrOH, MPrOH, BuOH, PeOH and BeOH at 293.15 K are reported in Table 2. The Λ_o and K_A values are presented graphically in Figures 1 and 2, respectively.

As can be observed in Figure 1, the Λ_o values of the electrolyte diminish with the following order: MeOH > EtOH > PrOH > isoPrOH > BuOH > PeOH > MPrOH > BeOH. The results demonstrate that the rise of the viscosity of the solvent medium ongoing from MeOH (0.587 mPa s) to BeOH (6.536 mPa s) is one of the factors which causes the progressive diminishing of the ion mobilities and thus the decrease of Λ_o . However, the

Table 2. Limiting molar conductances (Λ_o), association constants (K_A) and SDs (σ_A) of potassium acetate in methanol (MeOH), ethanol (EtOH), 1-propanol (PrOH), 2-propanol (isoPrOH), 2-methyl-1-propanol (MPrOH), 1-butanol (BuOH), 1-pentanol (PeOH) and benzyl alcohol (BeOH) at 293.15 K.

Solvent	Λ_o (S cm ² mol ⁻¹)	K_A (L mol ⁻¹)	a (Å)	$W = (\eta \Lambda_o)$	σ_A (S cm ² mol ⁻¹)
MeOH	86.5 ± 0.3	50 ± 2	8.5	51	0.048
EtOH	60.6 ± 0.2	164 ± 7	11.4	73	0.032
PrOH	31.6 ± 0.2	596 ± 28	13.7	70	0.031
isoPrOH	27.3 ± 0.2	804 ± 38	15.1	67	0.002
MPrOH	9.80 ± 0.04	908 ± 43	15.4	40	0.005
BuOH	19.63 ± 0.06	990 ± 46	16.0	59	0.011
PeOH	10.33 ± 0.04	1399 ± 68	20.0	42	0.002
BeOH	3.90 ± 0.01	1497 ± 72	21.8	25	0.002

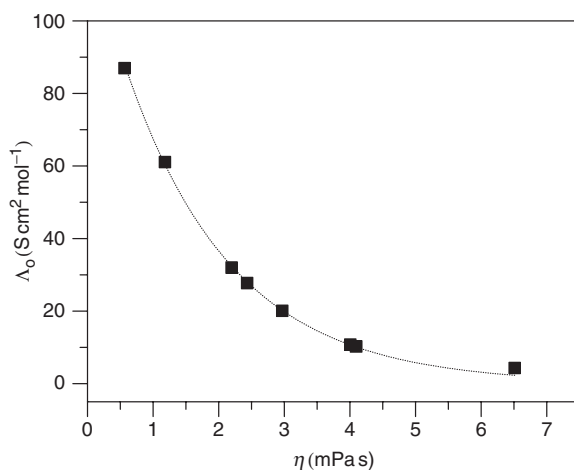


Figure 1. Limiting molar conductance (Λ_o) of potassium acetate vs. the viscosity (η) of the solvent medium at 293.15 K.

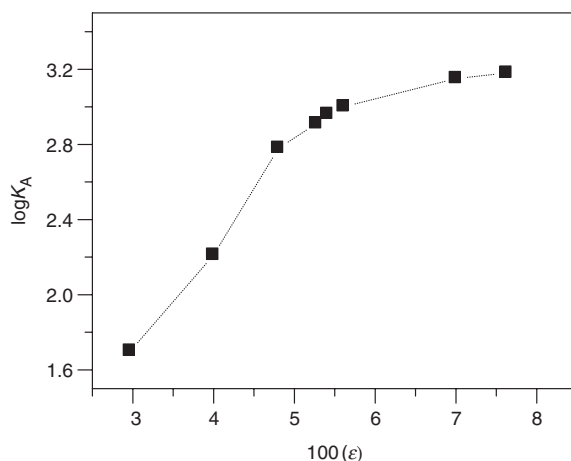


Figure 2. Logarithm of the association constant ($\log K_A$) of potassium acetate vs. the inverse dielectric constant ($100/\epsilon$) of the solvent medium at 293.15 K.

Walden product W ($W = \eta \cdot \Lambda_o$) changes remarkably, demonstrating that the viscosity of the medium is not the only factor which negatively affects the mobility of the ions. The divergence of the W values can be attributed to the different degrees of solvation of the ions in the investigated alcohols. Another factor which contributes to the decrease of Λ_o is the amplification of the ion pair formation of the electrolyte and the conversion of the conductive free ions to non-conductive neutral ion pairs, which, according to the determined K_A values, follows the sequence: MeOH < EtOH < PrOH < isoPrOH < MPrOH < BuOH < PeOH < BeOH. The increase of K_A ongoing from MeOH to BeOH can be explained in terms of the decrease with this sequence of the relative permittivity (ϵ) of the alcohol ($\epsilon_{\text{MeOH}} = 33.66$, $\epsilon_{\text{BeOH}} = 13.10$ at 293.15 K). The amplification of the ion pair formation with the decrease of the permittivity of the medium has been also confirmed by many other researchers, using electrochemical methods [39]. However, the plot of $\log K_A$ versus the inverse relative permittivity of the medium ($1/\epsilon$) was found to be non-linear (Figure 2), demonstrating that K_A depends not only exclusively on the relative permittivity but also on other properties of the solvent molecule (e.g. shape, size, dipole moment). According to the relation proposed by Fuoss [40], the association constant is a product of two terms: $K_A = K_R (1 + K_S)$, where the term K_R depends on the relative permittivity of the solvent medium and the term K_S , on the short-range ion–ion and the ion–solvent interactions, which are related to the ‘electrostriction’ effect [41]. In large and branched alcohols the ions are not strongly solvated and the ‘electrostriction’ effect is insignificant (see V_ϕ^o , $k_{S\phi}^o$ results). Consequently, ion–ion interactions become stronger and the salt forms predominantly contact ion pairs.

3.2. Limiting apparent molar volume and apparent isentropic compressibility

The partial molar volume (V_ϕ) of potassium acetate in a solvent medium is given as the difference between the volume of the solution and the volume of the solvent divided by the mole of potassium acetate:

$$V_\phi = V - n_1 V_1 / n_2, \quad (9)$$

where V is the volume of the solution, n_2 the moles of the solute, and n_1, V_1 , the moles and the molar volume of the solvent medium, respectively. The V_ϕ values can be calculated from the experimental density values (ρ) by using the following equation [42, 43]:

$$V_\phi = M_2/\rho_1 - (\rho - \rho_1)/m\rho\rho_1, \quad (10)$$

where m represents the concentration of the solute expressed in number of moles per kilogram of solution (molality), M_2 the molar mass of solute, and ρ, ρ_1 the densities of the solution and solvent, respectively. The variation of the calculated V_ϕ values with the $m^{1/2}$ values was found to be linear in the investigated concentration range, and consequently, the determination of the limiting apparent molar volume (V_ϕ^o) of the solute can be calculated by using the Masson empirical equation [44]:

$$V_\phi = V_\phi^o + S_V m^{1/2}, \quad (11)$$

where S_V is the experimental slope. The isentropic compressibility (k_S) of the solution, which is defined as the product of the inverse volume of the solution ($1/V$) multiplied with the variation of the volume (V) with the pressure (P) under constant entropy (S):

$$k_S = -1/V(\partial V/\partial P)_S, \quad (12)$$

is related with the experimental values of density (ρ) and speed of sound (u) of the solution by means of the Laplace equation:

$$k_S = \left(\frac{1}{u^2\rho}\right). \quad (13)$$

Accordingly, the apparent isentropic compressibility ($k_{S\phi}$) of the solute in a solvent medium can be determined by means of the following equation:

$$k_{S\phi} = (k_S\rho_1 - k_{1S}\rho)/m\rho\rho_1 + M_2k_{1S}/\rho_1, \quad (14)$$

where k_S and k_{1S} are the isentropic compressibility of the solution and the solvent, respectively. Given that the variation of $k_{S\phi}$ with $m^{1/2}$ was found to be linear, the limiting apparent isentropic compressibility ($k_{S\phi}^o$) of the solute can be calculated by fitting the $k_{S\phi}$ values to the following equation:

$$k_{S\phi} = k_{S\phi}^o + S_K m^{1/2}, \quad (15)$$

where S_K represents the experimental slope. The determined values of V_ϕ^o and $k_{S\phi}^o$ of potassium acetate in the investigated alcohols are given in Table 3.

As can be observed in Table 3, the V_ϕ^o and $k_{S\phi}^o$ values of potassium acetate increase in the following order: MeOH < EtOH < PrOH < isoPrOH < MPrOH < BuOH < PeOH < BeOH. The results indicate that from BeOH to MeOH, the strength of the solute–solvent interactions increases, leading to the amplification of the ‘electrostriction’ effect, and resulting, therefore, in the contraction of the volume and the enhancement of the ‘elasticity’ of the solution [45–47]. The lowest V_ϕ^o and $k_{S\phi}^o$ values which have been obtained in MeOH can be explained in terms of the more pronounced ‘electrostriction’ effect which occurs in this medium [48]. In addition to the ‘electrostriction’ effect, the size of the alcohol and consequently the degree of steric hindrance of the poles of the dipole of the molecule are additional factors which affect the V_ϕ^o and $k_{S\phi}^o$ values [49]. As the alcohol size increases, the steric-hindering effect becomes more significant, and

Table 3. Limiting apparent molar volumes (V_ϕ^o) and limiting apparent isentropic compressibilities ($k_{S\phi}^o$) of potassium acetate in methanol (MeOH), ethanol (EtOH), 1-propanol (PrOH), 2-propanol (isoPrOH), 2-methyl-1-propanol (MPrOH), 1-butanol (BuOH), 1-pentanol (PeOH) and benzyl alcohol (BeOH) at 293.15 K.

Solvent	V_ϕ^o (cm ³ mol ⁻¹)	$10^2 k_{S\phi}^o$ (TPa ⁻¹ mol ⁻¹ m ³)
MeOH	26.2 ± 0.3	-24.3 ± 0.1
EtOH	41.7 ± 0.5	-13.8 ± 0.1
PrOH	53.6 ± 0.6	-5.50 ± 0.03
isoPrOH	55.0 ± 0.5	-2.20 ± 0.02
MPrOH	56.0 ± 0.6	-1.90 ± 0.01
BuOH	55.2 ± 0.6	-1.24 ± 0.01
PeOH	60.0 ± 0.7	-0.90 ± 0.01
BeOH	61.7 ± 0.7	0.55 ± 0.01

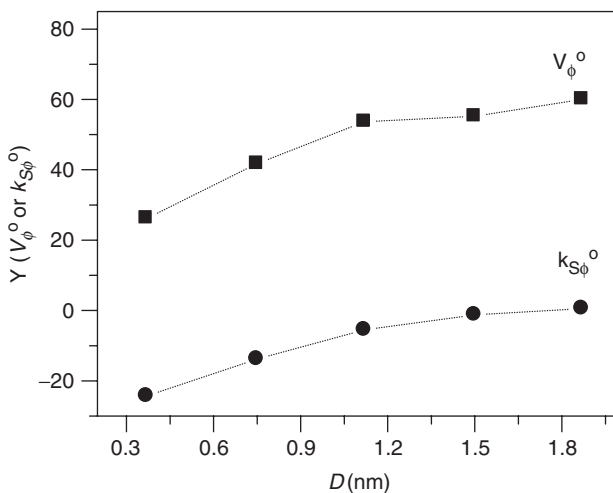


Figure 3. Limiting apparent molar volume (V_ϕ^o) and limiting apparent isentropic compressibility ($k_{S\phi}^o$) of potassium acetate vs. the chain-length (D) of MeOH ($D=0.37$ nm), EtOH ($D=0.75$ nm), PrOH ($D=1.12$ nm), BuOH ($D=1.50$ nm), and PeOH ($D=1.87$ nm) [50].

the solvation capacity of the alcohol weakens, leading finally to greater V_ϕ^o and $k_{S\phi}^o$ values. The dependence of V_ϕ^o and $k_{S\phi}^o$ on the chain length of the n -alkanol molecule is presented graphically in Figure 3. The estimated values of the chain-length (D) for the n -alkanols were taken from the literature ($D_{\text{MeOH}}=0.37$ nm, $D_{\text{EtOH}}=0.75$ nm, $D_{\text{PrOH}}=1.12$ nm, $D_{\text{BuOH}}=1.50$ nm, $D_{\text{PeOH}}=1.87$ nm) [50]. This curve reveals a unique examination of the influence of the chain length of the alcohol molecule on the V_ϕ^o and $k_{S\phi}^o$ values.

4. Conclusions

The present article presents the experimental values of limiting molar conductivity (Λ_o), association constant (K_A), limiting apparent molar volume (V_ϕ^o) and limiting apparent

isentropic compressibility ($k_{S\varphi}^o$) of potassium acetate in methanol (MeOH), ethanol (EtOH), 1-propanol (PrOH), 2-propanol (isoPrOH), 2-methyl-1-propanol (MPrOH), 1-butanol (BuOH), 1-pentanol (PeOH), and benzyl alcohol (BeOH) at 293.15 K. The results provide information on solvation and association of potassium acetate in the investigated alcohols. The V_φ^o and $k_{S\varphi}^o$ values reveal the weakening of the solute–solvent interactions. Consequently, the diminution of the ‘electrostriction’ effect around the ions is related to the increase of the size of the alcohol molecule. Therefore, the V_φ^o and $k_{S\varphi}^o$ values increase in the following order: MeOH < EtOH < PrOH < isoPrOH < MPrOH < BuOH < PeOH < BeOH. The K_A values were found to increase in the same order, as with V_φ^o and $k_{S\varphi}^o$, indicating that the ion association of the solute is somehow more favourable when the ‘electrostriction’ effect is less significant. Furthermore, the enhancement of K_A from MeOH to BeOH can be also attributed to the diminishing of the relative permittivity of the medium. The Λ_o values tend to decrease with the increase of the viscosity of the solvent medium, as well as with the enhancement of K_A .

Acknowledgement

This work was financially supported by National and Kapodistrian University of Athens.

References

- [1] I.E. Molinou and N.G. Tsierkezos, *Z. Phys. Chem.* **216**, 961 (2002).
- [2] N.G. Tsierkezos and I.E. Molinou, *Z. Phys. Chem.* **217**, 1075 (2003).
- [3] J. Barthel, L. Iberl, J. Rossmair, H.J. Gores, and B. Kaukal, *J. Solution Chem.* **19**, 321 (1990).
- [4] P.K. Muhuri and D.K. Hazra, *J. Chem. Soc., Faraday Trans.* **87**, 3511 (1991).
- [5] A.K. Srivastava and R.A. Samant, *J. Chem. Eng. Data* **39**, 358 (1994).
- [6] J.O’M. Bockris and A.K.N. Reddy, *Modern Electrochemistry* (Plenum Press, New York, 1975).
- [7] G. Atkinson, M. Yokoi, and C. Hallada, *J. Am. Chem. Soc.* **83**, 1570 (1961).
- [8] A.D. Pethybridge and S.S. Taba, *Discuss. Faraday Soc.* **64**, 274 (1977).
- [9] T. Cartailier, P. Turq, L. Blum, and N. Condamine, *J. Phys. Chem.* **96**, 6766 (1992).
- [10] Y. Cheng, M. Page, and C. Jolicoeur, *J. Phys. Chem.* **97**, 7359 (1993).
- [11] A.V. Lebed, O.N. Kalugin, and I.N. Vyunnik, *J. Chem. Soc., Faraday Trans.* **94**, 2097 (1998).
- [12] R.A. Provencal, R.N. Casaes, K. Roth, J.B. Paul, C.N. Chapo, R.J. Saykally, G.S. Tschumper, and H.F. Schaefer, *J. Phys. Chem. A* **104**, 1423 (2000).
- [13] W.L. Jorgensen, *J. Am. Chem. Soc.* **102**, 543 (1980).
- [14] B. Garcia, R. Alcalde, J.M. Leal, and J.S. Matos, *J. Chem. Soc., Faraday Trans.* **93**, 1115 (1997).
- [15] R.K. Dewan, S.K. Mehta, R. Parashar, and H. Kaur, *J. Chem. Soc., Faraday Trans.* **88**, 227 (1992).
- [16] F. Hirata and R.M. Levy, *J. Phys. Chem.* **91**, 4788 (1987).
- [17] Z. Xujia and C.D. Jonah, *J. Phys. Chem.* **100**, 7042 (1996).
- [18] M.A. Matesich, J.A. Nadas, and D.F. Evans, *J. Phys. Chem.* **74**, 4568 (1970).
- [19] A.M. Hafez, H. Sadek, and M.S. Ramadan, *Electrochim. Acta* **24**, 957 (1979).
- [20] B.S. Krungal, *J. Solution Chem.* **11**, 283 (1982).
- [21] I. Shehatta, *Thermochim. Acta* **239**, 243 (1994).
- [22] Y. Zhao and G.R. Freeman, *J. Phys. Chem.* **100**, 17568 (1996).
- [23] J. Barthel, H.J. Gores, and L. Kraml, *J. Phys. Chem.* **100**, 1283 (1996).
- [24] D.R. Lide, *CRC Handbook of Chemistry and Physics*, 58th ed. (CRC Press, Cleveland, OH, 1977–78).

- [25] G. Korosi and E. Kovats, *J. Chem. Eng. Data* **26**, 323 (1981).
- [26] A. Rodriguez, J. Canosa, and J. Tojo, *J. Chem. Eng. Data* **46**, 1506 (2001).
- [27] M.S. Contreras, *J. Chem. Eng. Data* **46**, 1149 (2001).
- [28] R. Riggio, H.E. Martinez, J.A. Espindola, and J.F. Ramos, *J. Chem. Eng. Data* **29**, 11 (1984).
- [29] T.M. Aminabhavi, M.I. Aralaguppi, S.B. Harogopad, and R.H. Balundgi, *J. Chem. Eng. Data* **38**, 31 (1993).
- [30] TRC Databases for Chemistry and Engineering (Thermodynamics Research Center, Texas A & M University System, College Station, TX, 1991–98).
- [31] W.-L. Weng, *J. Chem. Eng. Data* **45**, 606 (2000).
- [32] P.S. Nikam and S.J. Kharat, *J. Chem. Eng. Data* **48**, 1291 (2003).
- [33] J.N. Nayak, M.I. Aralaguppi, and T.M. Aminabhavi, *J. Chem. Eng. Data* **48**, 628 (2003).
- [34] W.H. Lee and R.J. Wheaton, *J. Chem. Soc., Faraday Trans.* **74**, 743 (1978).
- [35] W.H. Lee and R.J. Wheaton, *J. Chem. Soc., Faraday Trans.* **74**, 1456 (1978).
- [36] W.H. Lee and R.J. Wheaton, *J. Chem. Soc., Faraday Trans.* **75**, 1128 (1979).
- [37] A.D. Pethybridge and S.S. Taba, *J. Chem. Soc., Faraday Trans.* **76**, 368 (1980).
- [38] J.C. Justice, *Electrochim. Acta* **16**, 701 (1971).
- [39] A.K. Srivastava, R.A. Samant, and S.D. Patankar, *J. Chem. Eng. Data* **41**, 431 (1996).
- [40] R.M. Fuoss, *J. Phys. Chem.* **82**, 2427 (1978).
- [41] P.J. Victor, P.K. Muhuri, B. Das, and D.K. Hazra, *J. Phys. Chem. B* **103**, 11227 (1999).
- [42] J. Singh, T. Kaur, V. Ali, and D.S. Gill, *J. Chem. Soc., Faraday Trans.* **90**, 579 (1994).
- [43] D.S. Gill, R. Singh, V. Ali, J. Singh, and S.K. Rehani, *J. Chem. Soc., Faraday Trans.* **90**, 583 (1994).
- [44] Y. Marcus and G. Hefter, *Chem. Rev.* **104**, 3405 (2004).
- [45] J.M. Notley and M. Spiro, *J. Phys. Chem.* **70**, 1602 (1966).
- [46] R. Gopal and M.A. Siddiqi, *J. Phys. Chem.* **73**, 3390 (1969).
- [47] U. Sen, *J. Phys. Chem.* **80**, 1566 (1976).
- [48] F.J. Millero, in *Water and Aqueous Solutions*, edited by R.A. Horne (Wiley, New York, 1972).
- [49] F. Kawaizumi and R. Zana, *J. Phys. Chem.* **78**, 1099 (1974).
- [50] M.J.W. Povey, S.A. Hindle, J.D. Kennedy, Z. Stec, and R.G. Taylor, *Phys. Chem. Chem. Phys.* **5**, 73 (2003).